



Accessing VsWare



To access VsWare

1. You need a username

Your username is issued by the school via SMS message at the start of the year

If you do not know your username email:

bomalley@sandymountparketss.ie

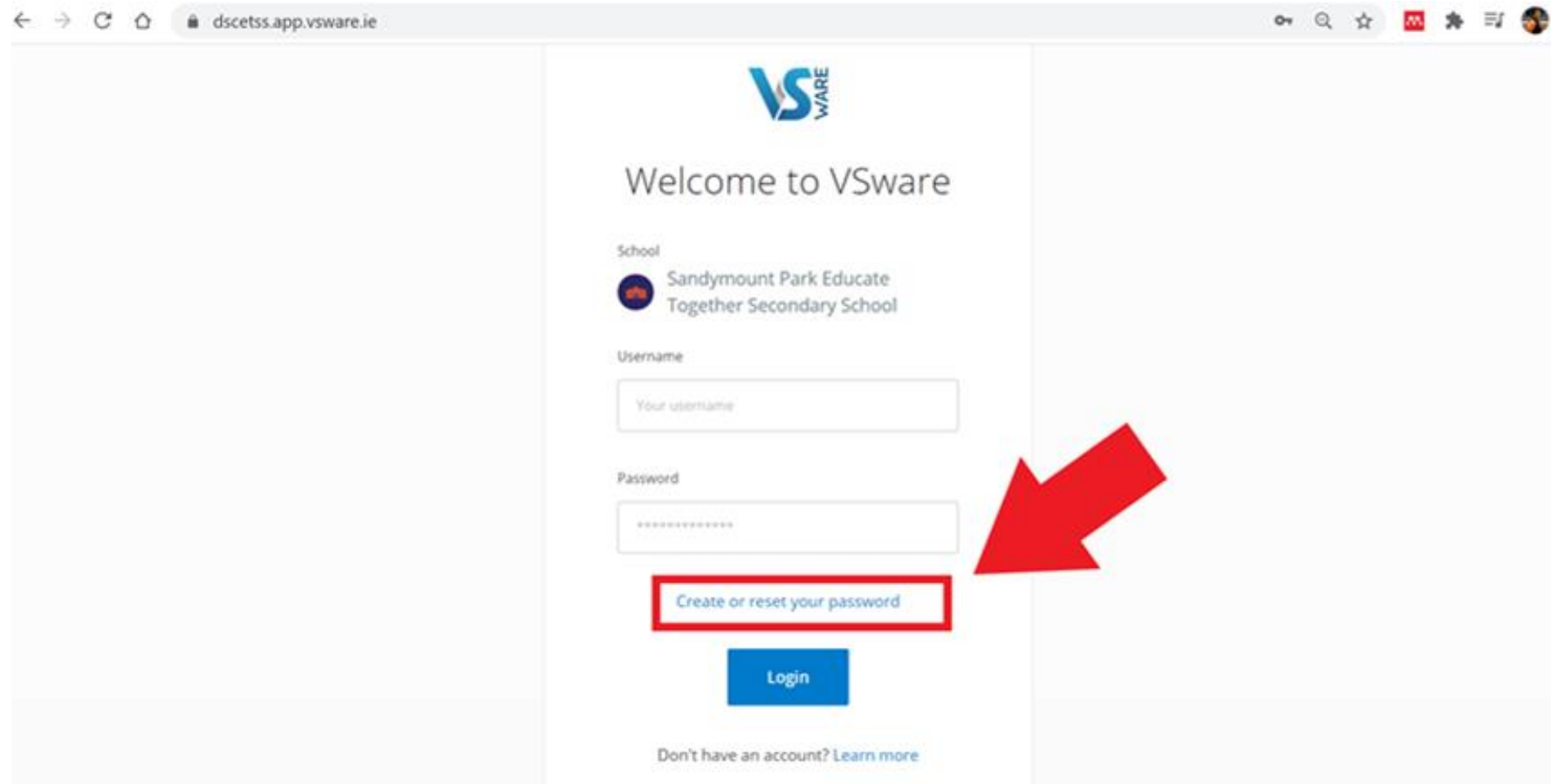
2. You need a password

You create your own password; the school does not have access to these passwords.

The first time you log in, you will create a password, it is linked to the mobile phone number submitted to the school.

To create/reset your password


Step 1: Click on the Create or reset your password link



The screenshot shows a web browser window with the address bar displaying "dscetss.app.vsware.ie". The page content includes the VSware logo at the top, followed by the text "Welcome to VSware". Below this, the school name "Sandymount Park Educate Together Secondary School" is displayed. There are input fields for "Username" (containing "Your username") and "Password" (containing "*****"). A red rectangular box highlights the link "Create or reset your password" below the password field. A large red arrow points from the right side of the page towards this link. Below the link is a blue "Login" button. At the bottom of the page, there is a link that says "Don't have an account? Learn more".

Step 2: Enter your username & the final four digits of your mobile number

Password Reset



Username *

Last 4 digits of registered phone number *


[Send code](#)

Resetting your student password? [Learn more](#)

Don't have an account? [Learn more](#)

Step 3: Enter the sms code and create a new password

SMS Sent



An SMS has been sent to your phone with a 8 digit code. This may take a few moments to deliver.

SMS code *

New password *

Confirm new password *

Show password

Password criteria:

- ✘ Between 8 and 16 characters in length
- ✘ One or more capital letters
- ✘ One or more numbers
- ✘ One or more of these characters:
! @ \$ % ^ & * () ? /

[Change password](#)