

Sandymount Park ETSS

12<sup>th</sup> February 2025

# Incoming First Year Information Evening



# Sandymount Park ETSS

## A JOURNEY



437 students  
40 staff

445 students  
40 staff

2024

2025

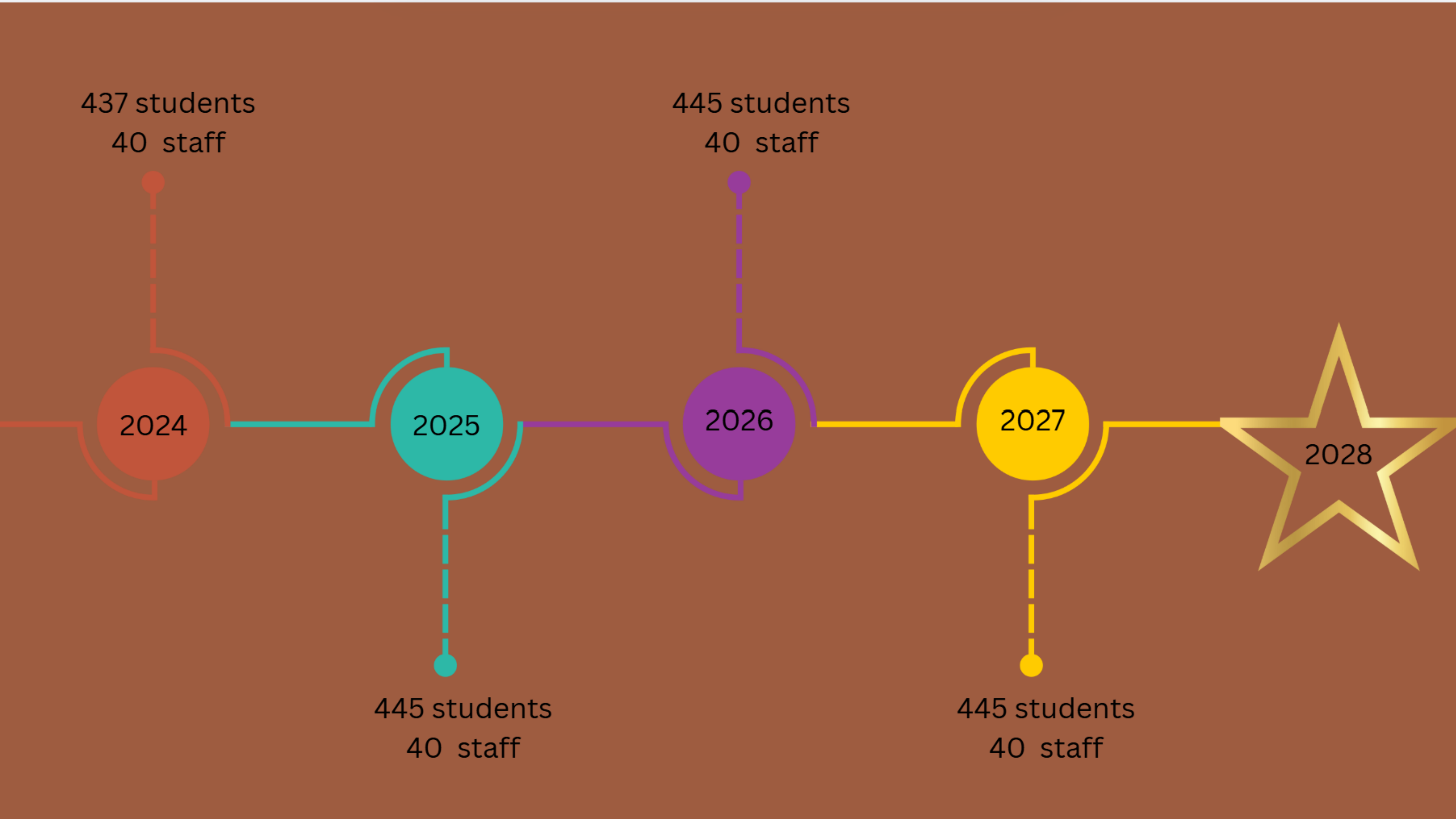
2026

2027

2028

445 students  
40 staff

445 students  
40 staff







# Vision and Values

**That Sandymount Park ETSS will become a school of teaching and learning excellence where students will flourish; enabled to reach their full potential whilst becoming confident, considerate, active members of society.**

**Kindness, Respect, Empathy, Hard Work  
Participation, Curiosity, Creativity,  
Democracy, Community**

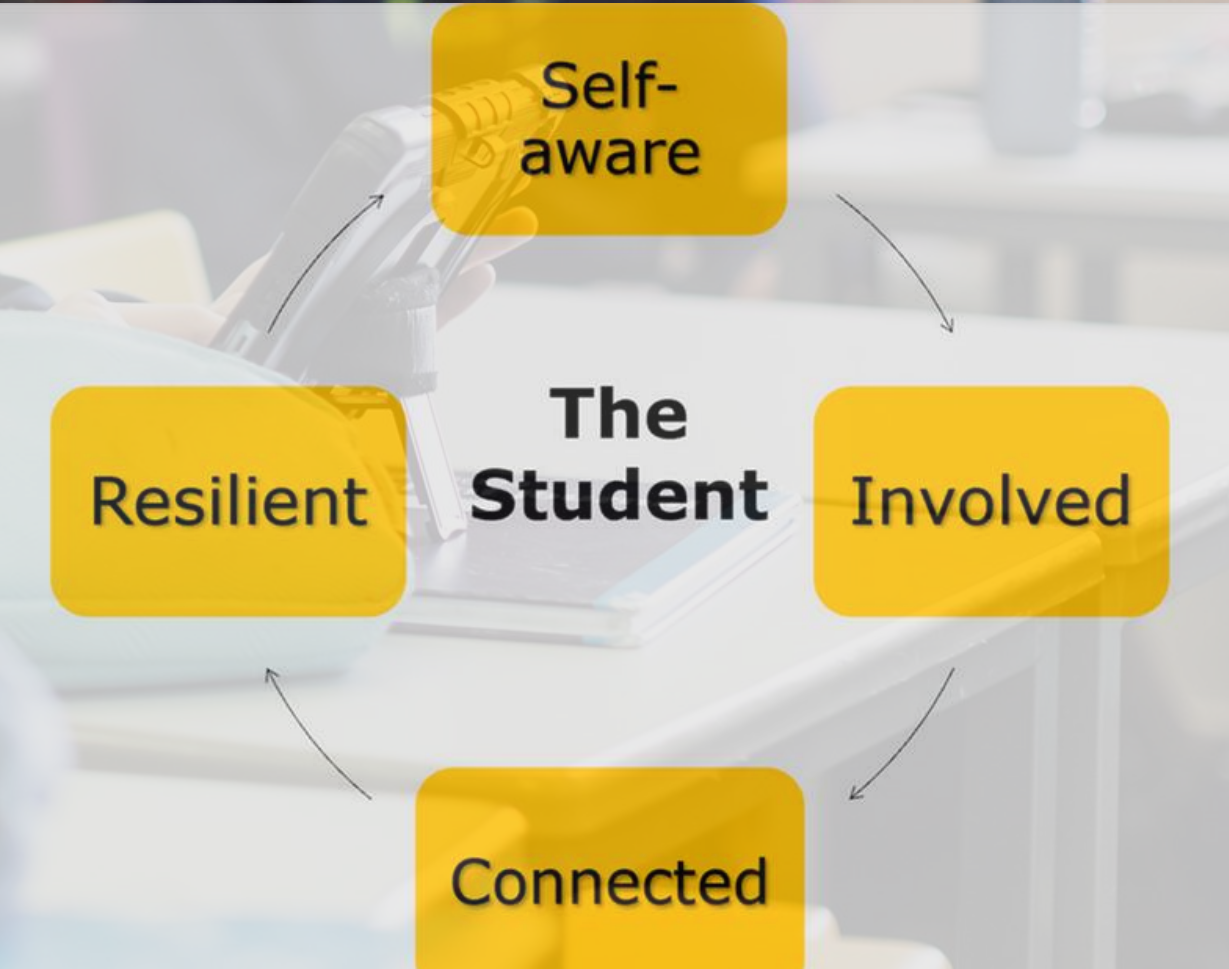
● ● ●

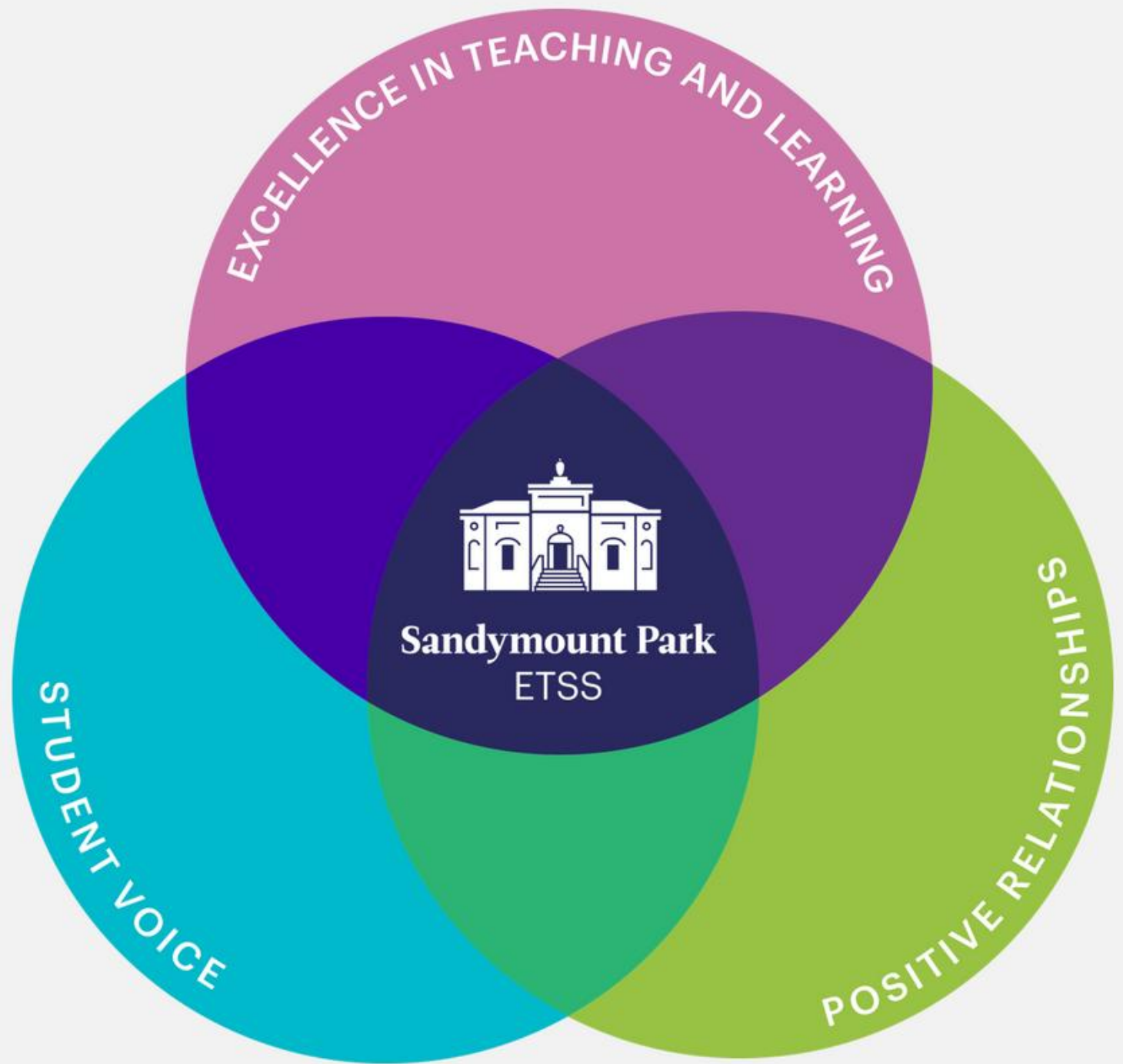
# Voluntary Secondary School Management Body - JMB Patron - Educate Together

## Ethos

- Co-educational
- Equality-based
- No uniform
- First name terms
- Learner centred









# 1

## **Excellence in Learning & Teaching**

- Evidence informed practice
- Collaboration
- Staff Professional Development
- Planning
- Assessment/Reporting
- Reflection
- Focus on building metacognitive skills
- Technology enhanced learning

# 2

## **Student Voice**

- Dialogue/Surveys
- P/T/S meetings
- Reflection day
- Active learning
- Subject dept planning
- Induction Week
- Extra-curricular
- BoM
- Sandymount Park Press
- Student Council
- Themed Weeks

# 3

## **Positive Relationships**

- First names
- Working with peers/teachers
- Induction Week
- Trips
- Extra-curricular
- Tutors/Progress Leader
- Student support - GC
- Positive Behaviour Code
- Certificates/Awards
- Whole school events
- TY Musical

## BAKING CLUB



We had the pleasure of welcoming the grandmother of one of our students to our Baking Club. It was a heartwarming occasion as she shared her baking expertise with the group. The students thoroughly enjoyed the hands-on experience, and it was a wonderful reminder of the strong connections between generations. A big thank you to Amelia and her family for making this special visit possible!

## LANGUAGE AND CULTURE CLUB



Food has been a recurrent topic this term in our Language and Culture Club. Tadek and Cormac made a presentation on German food, and Azd baked some aqaash bel Zaatar following his grandmother recipe and ingredients brought all the way from Palestine.

We also learnt some historic facts from Lithuania thanks to Goda and Andrijus, who shared some of their grandparents post-war anecdotes.

## FRENCH

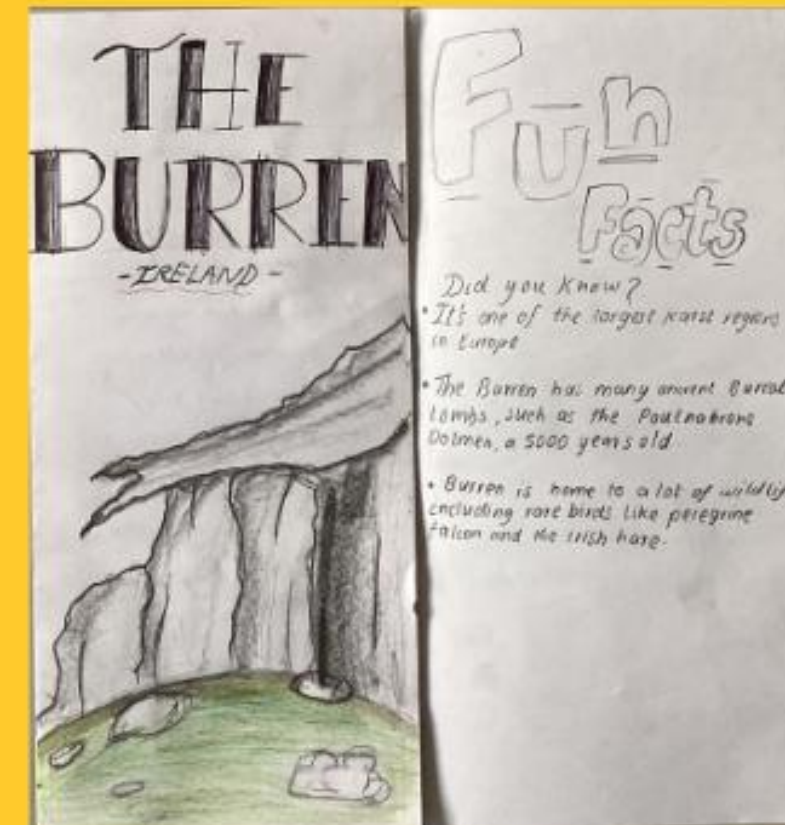
### Penpals - 1st Year students



The 1st Year French students have written two letters each to their penpals in Orthez, in South West France. They have introduced themselves, their hobbies and their life in school. The students put a lot of thought and effort into their letters, making it a fun and meaningful way to practice their writing skills. They are now eagerly awaiting their second reply!

## GEOGRAPHY

1st Year Geography students have been learning about Weathering and Mass Movement. Students made models of underground features in a karst region and designed their own tourist information leaflets for the Burren, Co. Clare.





Guys and Dolls! Transition Year Musical 2025

# Lockers



- ★ School gates open at 8.15 and class starts at 8.30. We recommend you come in around 8.20 so you have enough time to go to your locker and get your books. You can also go to your lockers in the last 5 minutes of lunch.
- ★ All your books will be in your locker in the morning. when you get to school, you can get the ones you will need for the day. At the end of the day, you can take the books you need for homework but bring them back in when you finish.

# Classes

Marini Lazarov, Sophie (11)

	Mon	Tue	Wed	Thu	Fri
08:30	Tut 1Tut-I Room 18 SQu 1I	Tut 1Tut-I Room 18 SQu 1I	Tut 1Tut-I Room 18 SQu 1I	Tut 1Tut-I Room 18 SQu 1I	Tut 1Tut-I Room 18 SQu 1I
08:45	Spa 1Spa-2.4 Room 22 PB	Eng 1Eng-I Room 12 CJ 1I	Iri 1Iri-1.2 Room 18 RS 1L	Cla (JC) 1Cla (JC)-5.4 Room 21 CH	Sci (JC) 1Sci (JC)-3.1 Dream Space CM 1I
09:45	Cla (JC) 1Cla (JC)-5.4 Room 21 CH	His 1His-I Room 15 CMN 1I	Spa 1Spa-2.4 Room 22 PB	Eng 1Eng-I Room 12 CJ 1I	Geo 1Geo-4.2 Room 15 CL
10:45					
11:00	PE (JC Short Course) 1PE (JC Short Course)-I Gym 1 DQ 1I	EEd 1EEd-8.1 Room 18 SQu 1I	Geo 1Geo-4.2 Room 15 CL	Student Enrichment 1Student Enrichment-6.3 Room 17 EMcC 1S	His 1His-I Room 15 CMN 1I
12:00	Mat 1Mat-I Prefab 1 LC, SQu 1I	Sci (JC) 1Sci (JC)-3.1 Dream Space CM 1I	CSPE (JC Short Course) 1CSPE (JC Short Course)-I Prefab 2 EOD 1I	Mat 1Mat-I Prefab 1 SQu 1I	Iri 1Iri-1.2 Room 18 RS 1L
13:00					
13:15					
13:30	Eng 1Eng-I Room 12 CJ 1I	ArtP (JC Short Course) 1ArtP (JC Short Course)-7.1 Canteen SF 1I	Mat 1Mat-I Prefab 1 SQu 1I	Spa 1Spa-2.4 Room 22 PB	PE (JC Short Course) 1PE (JC Short Course)-I Gym 1 DQ 1I
14:30	Iri 1Iri-1.2 Room 18 RS 1L		SPHE (JC Short Course) 1SPHE (JC Short Course)-I Room 12 KM 1I		

★ The first class of the day is tutor time which starts at 8.30 and is 15 minutes long. Each actual class is one hour long. You will have two classes after tutor (period 1 and 2) and then break time.

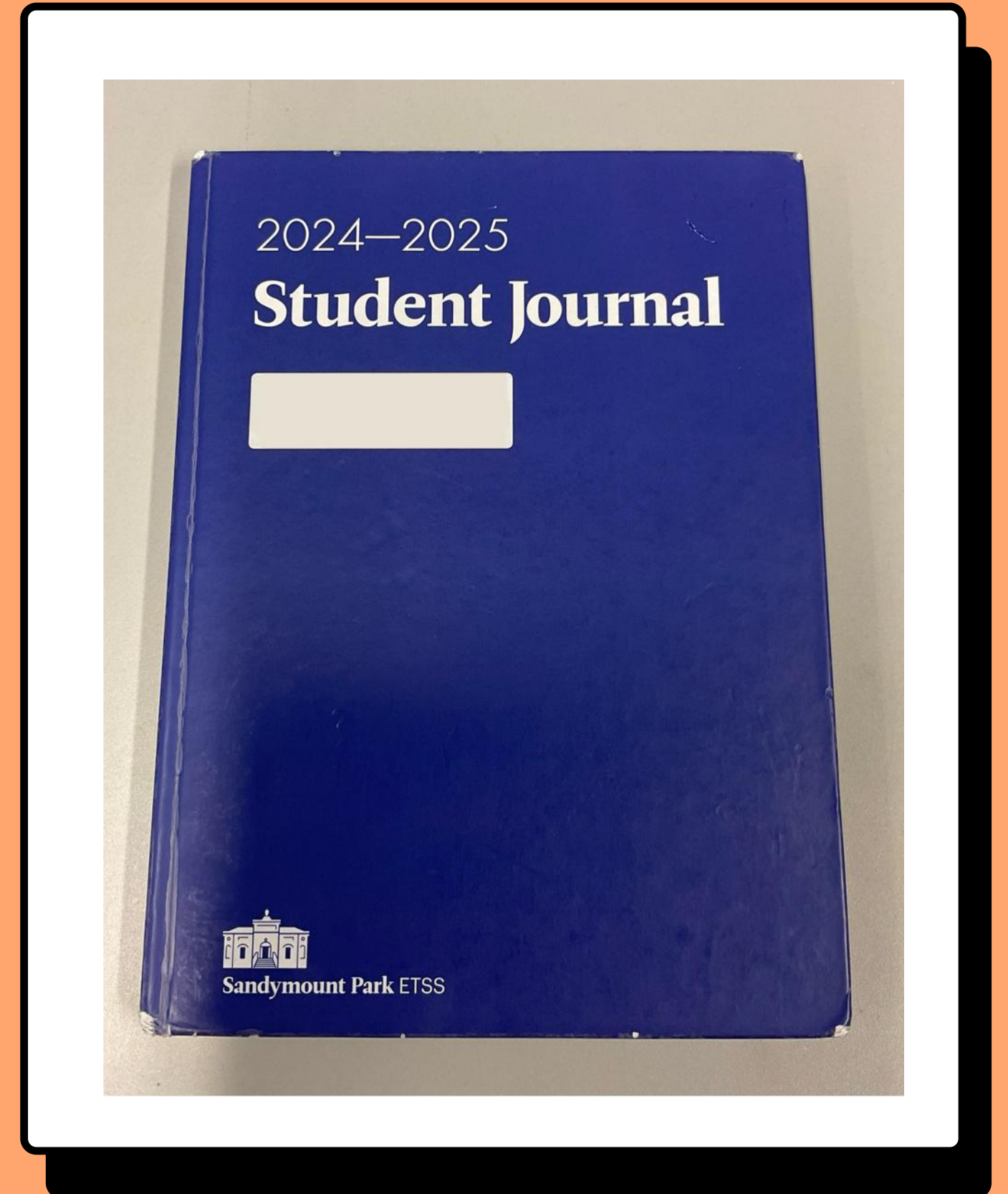
★ After break, you will have another two classes (period 3 and 4) and then lunch. After lunch you will either have 1 or 2 classes (period 5 and 6) depending if it is a short or long day. Mondays and Wednesdays, school ends at 3.30. The rest of the days, it finishes at 2.30.

My timetable

# Journals



Your journal is very important. All the school rules are in it. You will write all your homework and when it's due in your journal.




# Lunch and break time



Break time is after the 2nd period and lasts 15 minutes. You can sit in the canteen, go outside, or go to the bathroom during this time.




Lunch time is after the 4th period and lasts 30 minutes. At the end of lunch, you can go to your lockers for the last 5 minutes.



# Optional subjects

★ You will be able to choose 2 out of 5 subjects to do and choose between 3 languages. You can also choose one short course that you will study throughout the three junior cycle years.

★ The options for short course are artistic performance, coding, or philosophy.





# lockers

- In the mornings come in early at 8:15 so you have time to get your stuff ready.
- Set a strong passcode on your locker.
- Organise your locker so you don't have to rummage through all your folders.
- There is a hanger on the inside of your locker where you can hang your coat or bike helmet if you cycle to school.
- Write your passcode in your journal so if you forget it is always there.





---

## In class

- Always have your journal on the desk with your iPad and pencil case on top of it.
- Only open your iPad if the teacher asks you too.
- Take all your books out and rule your page as soon as you sit down.
- When class is over pack up quickly head to your next class.
- When waiting for the teacher outside the class stand In tight to the wall so you're not blocking up the corridor.



# At lunch

- If you don't get a seat in the canteen, go outside and eat your lunch there.
- You can play football at lunch when the pitch and the grass isn't too wet.
- If you make a mess, clean it up after yourself.
- You can order food from the canteen using an app called food village.

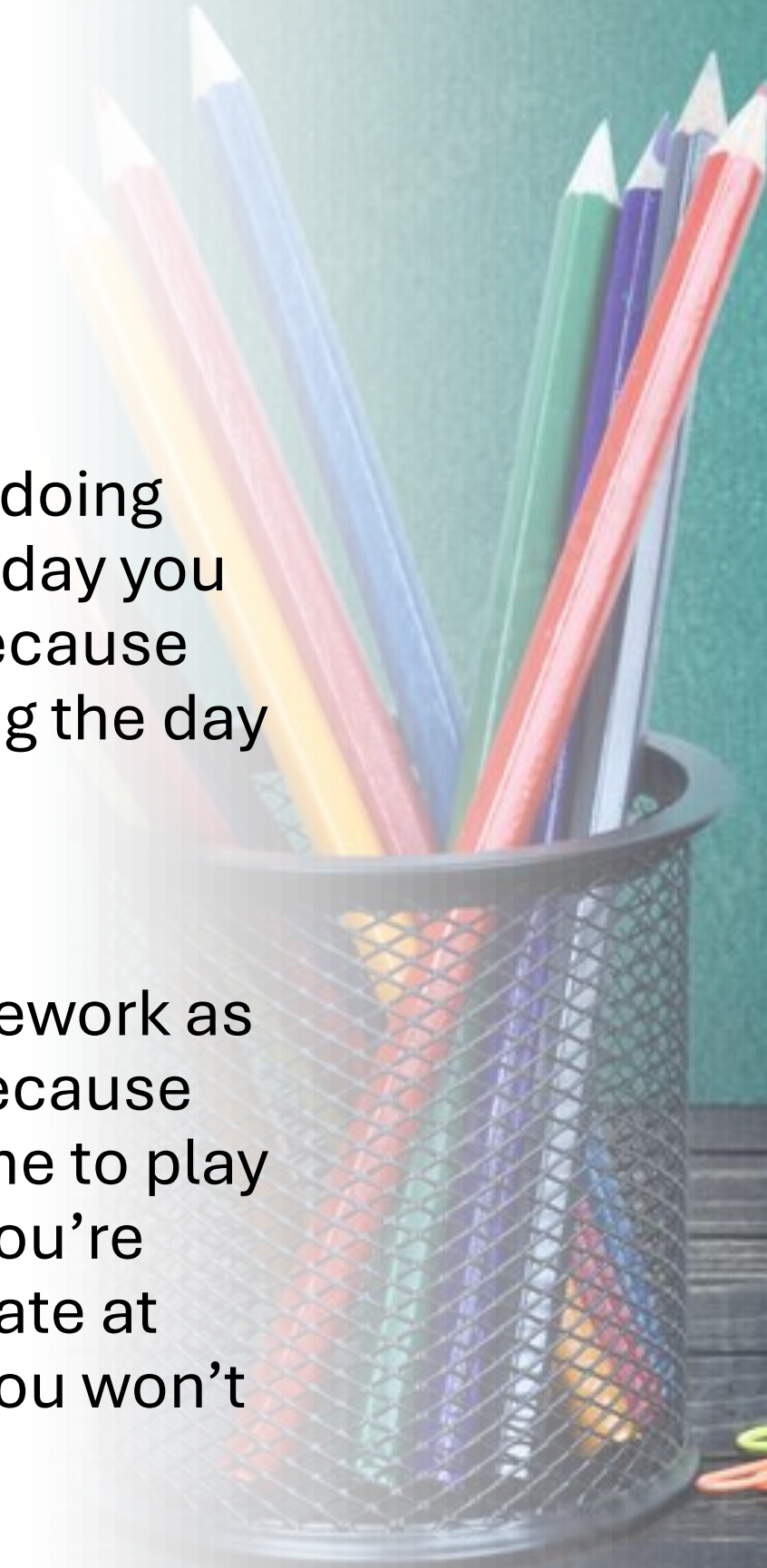


# Making friends

- If you find people with similar interests don't be afraid to talk to them. A great way to do this is joining an extra curricular.
- You will also have time to go on trips with these extra curriculars, which means you will be able to meet people from different schools.

# Homework

- A good thing to do when doing homework is to do it the day you get assigned the work because then you won't be rushing the day before.
- You should do your homework as soon as you get home because you will have loads of time to play with your friends when you're finished and if you do it late at night, you'll be so tired you won't be able to focus




# Extra Curricular Activities




# Extra Curricular Activities

- At Sandymount Park we have lots of extra curricular activities.
- They include debate, Kahoot, Choir, football, hockey, basketball etc.



# If you like to do sport we have...

- Table tennis
- Football
- Gym
- Basketball
- Run
- Hockey



# If you like languages we have...

- Language and culture club
- Gaeilge club





# If you like books and English, we have...

- Newspaper
- Literacy club
- Librarian committee
- Creative writing
- Debate



# If you like art/music, we have...



- **Choir**
- **Art**
- **Creative schools**
- **Karaoke and Just dance club**
- **Music club**
- **Podcasting and radio**



Kahoot!



## We also have

- Chess club
- Baking club
- Student council
- Kahoot
- Green schools





# EXTRA-CURRICULAR ACTIVITIES TIMETABLE

	Monday	Tuesday	Wednesday	Thursday	Friday
Lunch	Newspaper Chess Club	Language and Culture Club Librarian Committee Debating Club	Club Gaeilge Table Tennis Choir Student Council	Karaoke and Just Dance Club Junior Art Club	Kahoot Club Creative Schools Green Schools
After School	Girls Football Literacy Club Gym Club Boys Basketball	Run Club Senior Music Club Creative Writing Baking Club Boys Football	Junior Music Club Girls Basketball Podcasting and Radio	Boys and Girls Hockey Senior Art Club	

# Senior Cycle Redevelopment Looking to the Future

2021



An Roinn Oideachais  
Department of Education

# Digital Strategy for Schools to 2027



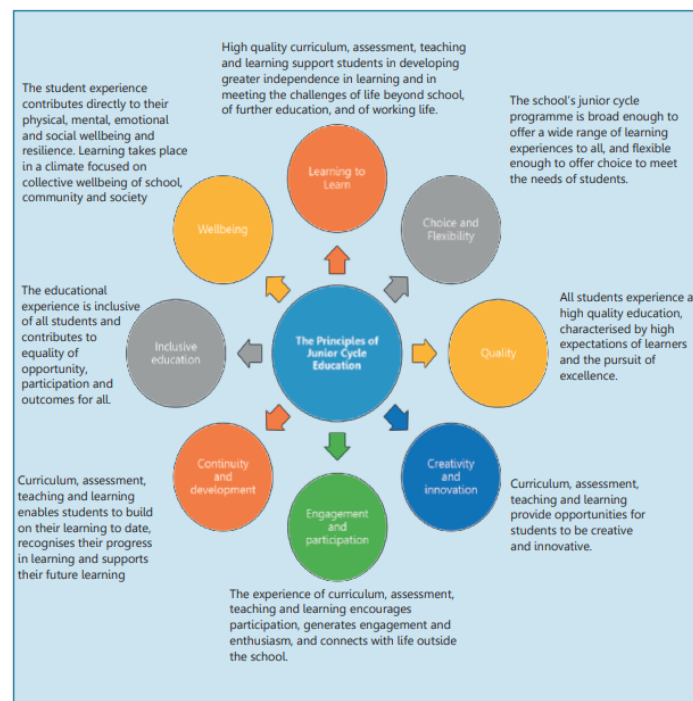
An Roinn Oideachais  
Department of Education

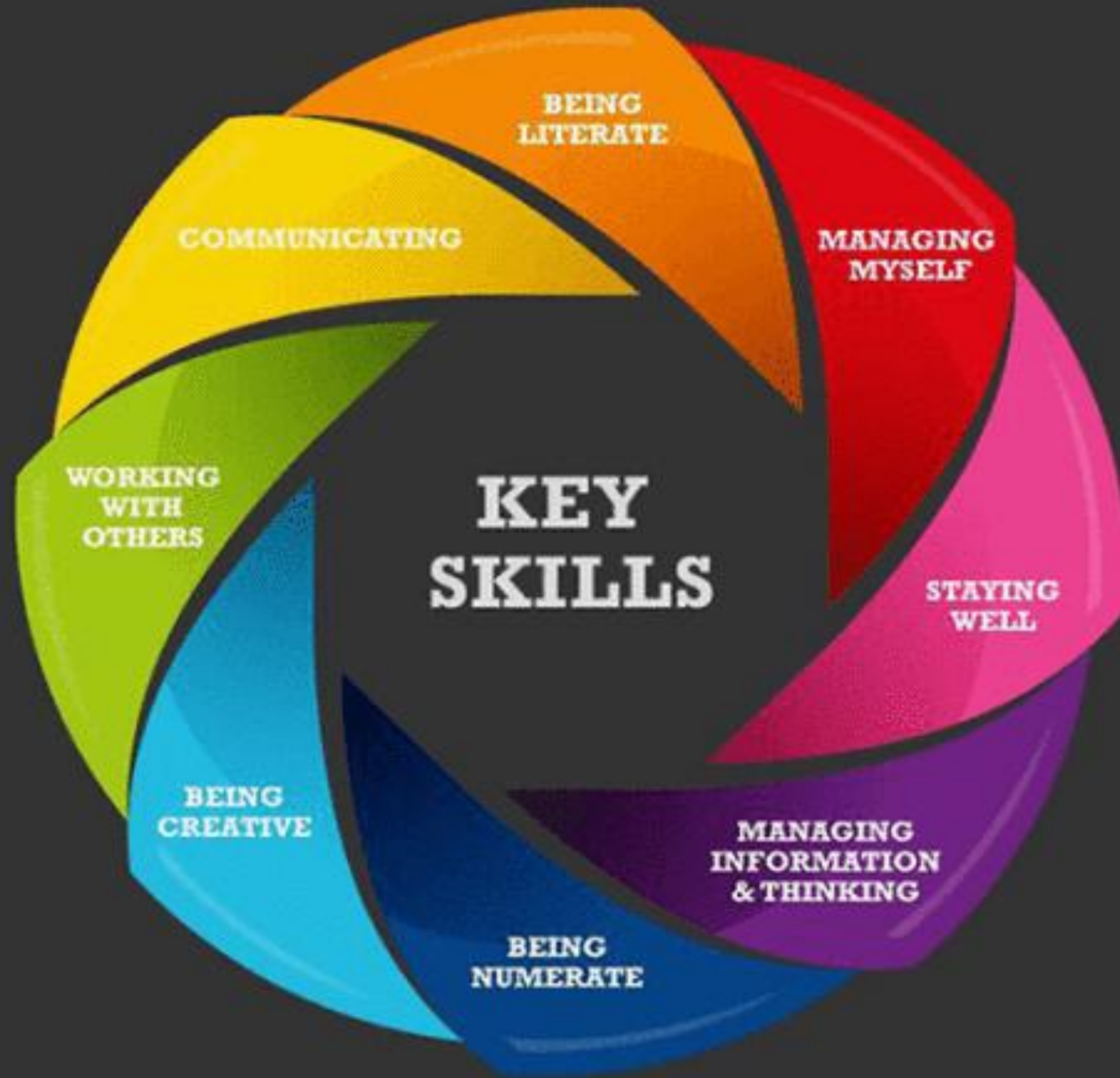
# Looking at Our School 2022: A Quality Framework for Post-Primary Schools

Report Number  
August 2022



Figure 1: Eight Framework for Junior Cycle Principles





Through engaging with the key skills students will:

Be more actively engaged with learning  
Take greater ownership of their learning

Be encouraged to problem solve and think creatively

Have a critical engagement with digital technology – iPads to support and enhance learning





**How we  
use iPads in  
the  
classroom**

# Access to Class Material

- Students have access to class material at all times on OneNote and Teams.
- If they are absent for the class, they will be able to find and locate the work they had missed.
- Helps with revision and homework having everything in one place.


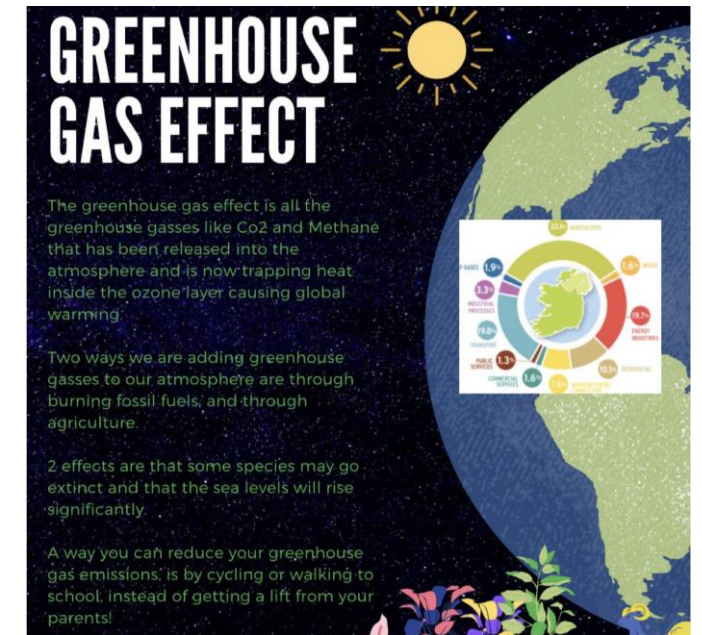
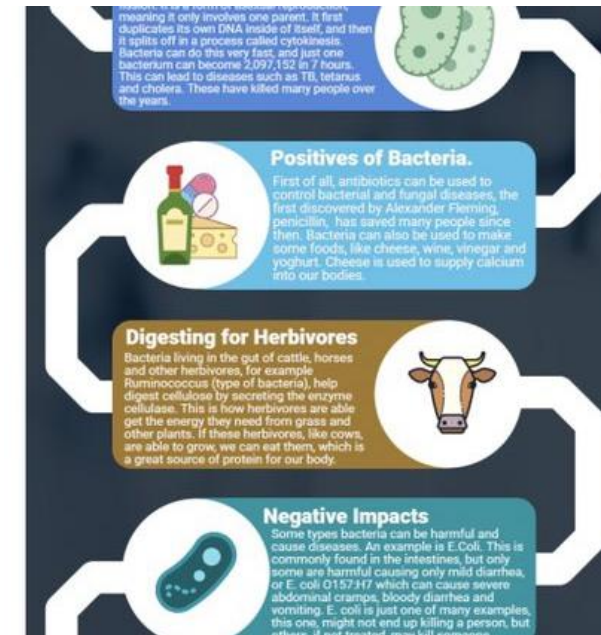
The screenshot shows a OneNote page for 'Maths - Junior Cycle - 2...'. The page title is '8.2 - Adding and subtracting algebraic terms'. The sidebar on the left contains a table of contents with sections 8.1 through 8.9. The main content area includes:

- Objectives:** Adding and subtracting algebraic terms.
- Keywords:** Term, Coefficient, Variable, Constant, Expression.
- Skills:** Working with others, Being Numerate, Managing Information and Working.
- Survey:** What do we mean by the word variable?
- Variable:** Something that can change represented by letters.
- Simplifying expressions:**
  - 1. Simplify the following expression:  $3x + 4 + 5x + 7$ . Solution:  $3x + 4 + 5x + 7 = 8x + 11$ .
  - 2. Simplify the following expression:  $4a + 2b - 5 - 5b - 3a + 9$ . Solution:  $4a + 2b - 5 - 5b - 3a + 9 = 1a - 3b + 4$ . Note:  $1a = a$ .
- Success Criteria:**
  - Identify 'like' terms.
  - Rearrange expression on next line, with 'like' terms beside each other.
  - Add + Subtract 'like' terms.
- Examples:** We will complete some examples in our copies one by one. You will then take a photo and share it to the class whiteboard.
- Simplify each of the following expressions:**
  - 1.  $4n - 3 + 5n - 7$
  - 2.  $5a - 5 + 5a - 10$
  - 3.  $7h - 1 - h - 7$
  - 4.  $13x - 14 + 7x - 6$
  - 5.  $14b + 3 - 7b - 4$
  - 6.  $15 - 3x + 12x - 12$
  - 7.  $12p - 10 + 25 - 6p$
  - 8.  $6 - 6k - 8 - 8k$
  - 9.  $10 - 3q - 20 - 5q$
  - 10.  $6 - 6k - 8 - 8k$
  - 11.  $14b + 3 - 7b - 4$
  - 12.  $15 - 3x + 12x - 12$
  - 13.  $13x - 14 + 7x - 6$
  - 14.  $13x - 14 + 7x - 6$
  - 15.  $12p - 10 + 25 - 6p$
  - 16.  $6 - 6k - 8 - 8k$
  - 17.  $10 - 3q - 20 - 5q$
  - 18.  $6 - 6k - 8 - 8k$
  - 19.  $14b + 3 - 7b - 4$
  - 20.  $15 - 3x + 12x - 12$



# Content Creation


- Research projects
- Infographics and Posters
- Making videos



# Digital Skills


- All first years are taught a module of digital skills within student enrichment.
- Using some of the courses, they develop skills on how to use the iPad, using O365 apps & other relevant apps and iPad features.





Digital Skills

Exploring features of PowerPoint



Tutor Time

Getting organised with folders on OneDrive

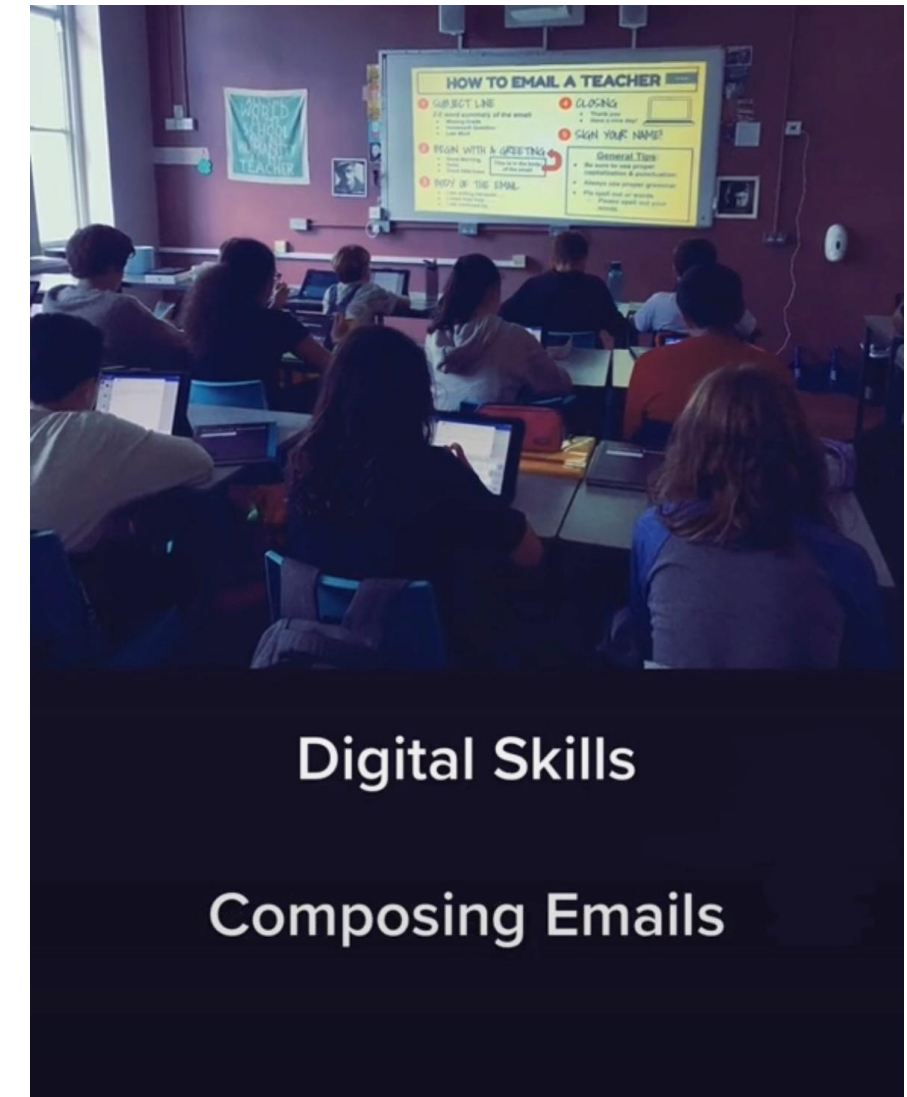
# HOW TO EMAIL A TEACHER

- 1 SUBJECT LINE**  
2-5 word summary of the email
  - Missing Grade
  - Homework Question
  - Late Work
- 2 BEGIN WITH A GREETING**
  - Good Morning
  - Hello
  - Good Afternoon

This is in the body of the email
- 3 BODY OF THE EMAIL**
  - I am writing because.....
  - I need help help.....
  - I am confused by.....
- 4 CLOSING**
  - Thank you
  - Have a nice day!
- 5 SIGN YOUR NAME!**

**General Tips:**

- Be sure to use proper capitalization & punctuation.
- Always use proper grammar.
- Plz spell out ur words.
  - Please spell out your words.

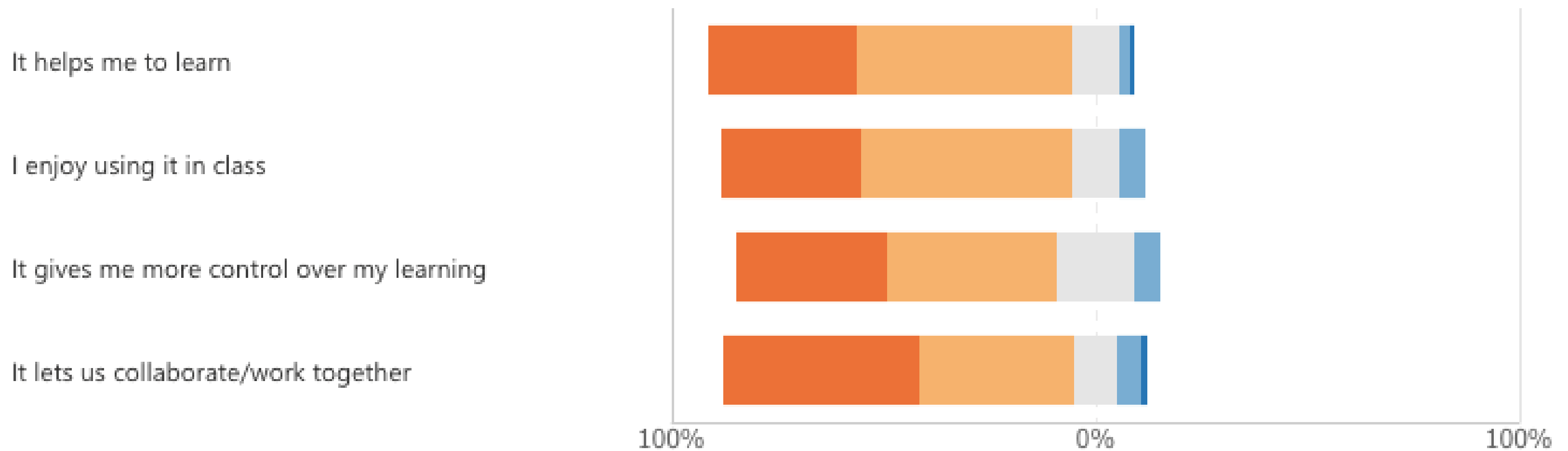


Digital Skills

Composing Emails

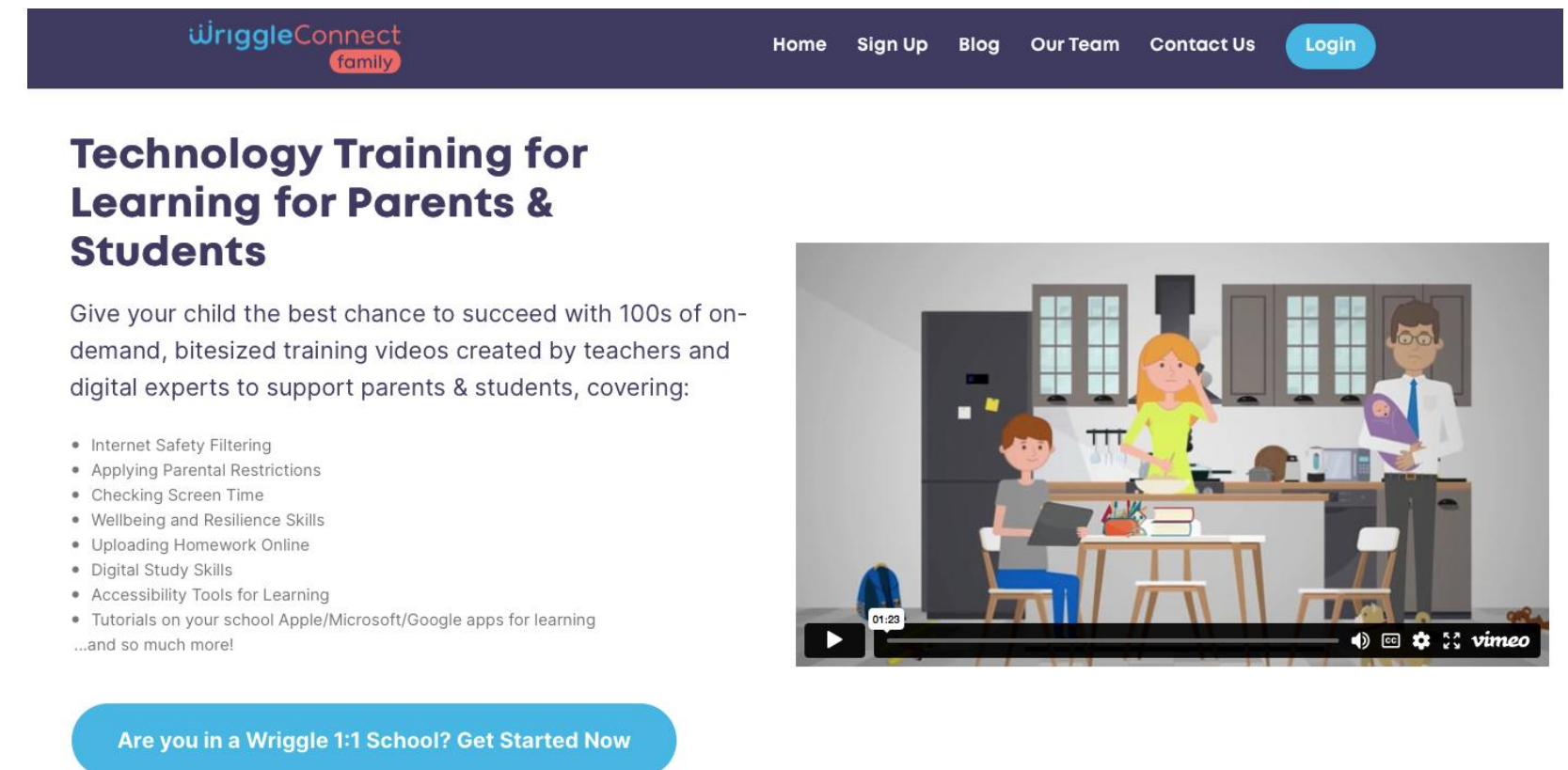
# What do our students say?

Strongly agree   Agree   Don't know   Disagree   Strongly disagree



# Wriggle Connect Family – Parents & Students

- You will automatically receive access to Wriggle Connect Family.
- Please check the email account that you used for your device purchase, as this will contain an activation email from Wriggle Connect Family.
- Then simply click on this link to activate your account.



The screenshot shows the Wriggle Connect Family website. At the top is a dark blue navigation bar with the logo on the left and links for Home, Sign Up, Blog, Our Team, Contact Us, and a blue Login button on the right. Below the navigation bar is a section titled "Technology Training for Learning for Parents & Students". Underneath the title is a paragraph: "Give your child the best chance to succeed with 100s of on-demand, bitesized training videos created by teachers and digital experts to support parents & students, covering:". This is followed by a bulleted list of topics: Internet Safety Filtering, Applying Parental Restrictions, Checking Screen Time, Wellbeing and Resilience Skills, Uploading Homework Online, Digital Study Skills, Accessibility Tools for Learning, and Tutorials on your school Apple/Microsoft/Google apps for learning ...and so much more!. At the bottom of this section is a blue button that says "Are you in a Wriggle 1:1 School? Get Started Now". To the right of the text is a video player showing an illustration of a family in a kitchen setting. The video player has a play button, a progress bar at 01:23, and the Vimeo logo.



COURSE CATALOGUE


# Start learning now

Haven't enrolled in a course yet? This is the perfect place to start. Choose any of our courses and start learning new skills.

## Courses

All My Newest Popular Free Student/Parent Courses Categories

Search for courses



# Costs

## Technology

10.9" iPad for €399 64GB  
€569 256GB

Recommended:

Heavy duty case or a Keyboard case

Digital pencil

The Wriggle store will open in April, the iPad will be deployed to your home address over the summer months

## Materials Fee


€130 covers insurance, CAT4s, printing, buses, Educate Together membership

## Book Grant

eBooks, Apps, journal, calculator, folders, copies, log tables, dictionaries, Wriggle services and support fee, M365 license, ExamRevision account

# What's next?

- Wriggle Store
- Instructions in the package on setup
- If there is any doubt, please leave setup until they get in here in August
- Record all passcodes. Forgotten passcodes can lead to time without iPad in school





# QUALITY ASSURANCE

Surveys/Focus Groups  
School Self evaluation

State Exam Data

Department of the Inspectorate



# LEARNING AND TEACHING

## Incidental Inspection 2019

Highly effective across all areas with no recommendations. The quality of learning and teaching was excellent.

Teachers were commended for their:

- Creativity
- Innovation
- Use of active learning methodologies
- Use of technology to support learning and planning
- Collaboration
- Sharing of practice

## Subject Inspection in Science October 2019

- The quality of learning was greatly enriched by very high level of student dialogue in lessons.
- Students were continually challenged to explain their understanding, to think out loud, and to justify their responses, and they successfully achieved those high expectations. This is generating very high-quality learner outcomes in Junior Cycle key skills.
- Learning was greatly enhanced by excellent relationships, the very high level of respect in which students hold fellow students and their very high regard for their teacher.

## Incidental Inspection 2023

- The quality of teaching and learning was very good
- Assessment for learning was very good in all lessons
- Team teaching provided very comprehensive in class support
- Students were seen to be active participants in their learning
- Students used technology effectively, were seen to be kind, respectful, displaying behaviour for learning
- The wellbeing of students was at the core of all interactions



# Whole School Evaluation March 2024

- The quality of teaching and learning was very good overall; lessons observed ranged from good to excellent
- The overall quality of leadership and management was excellent
- Exceptionally respectful relationships
- Routines to support learning were well-embedded, high expectations
- Careful copybooks initiative highly evident in almost all lessons
- Students ready to engage with learning, digitally-enhanced learning used judiciously
- Purposeful use of ICT: quizzing, task-based video work, corrections / modelling of work, exemplars of work
- Excellent preparation, enthusiasm, subject knowledge
- Teachers provided a wide variety of extra-curricular learning activities for students, and this had nurtured a holistic, inclusive education while cultivating a sense of belonging and community in the school
- The overall quality of supports for student wellbeing was excellent, this created a positive learning environment for students to be happy, believe in themselves and feel acknowledged and supported



# Homework

At second-level, evidence indicates that engagement with homework is linked to enhanced academic outcomes

- Provides the opportunity to practice and reinforce concepts learned in class
- Reading and writing practice
- Opportunity for revision

Journal, more detailed information in OneNote homework section

- Some students will need more support than others, help with deadlines
- Encourage to do their best, take pride in their work
- Get in touch with the subject teacher or tutor if there is an issue

PLANNING FOR  
**EFFECTIVE HOMEWORK**


- 1 Clear Purpose**  
WHAT OUTCOMES ARE EXPECTED?  
Homework should be assigned with a clear purpose as to the learning outcomes expected.  
Give success criteria and rubrics - What knowledge and skills do you want students to exhibit in their work? What does an excellent answer look like?
- 2 Written Instructions**  
VIA THE JOURNAL OR ONENOTE  
There should be no confusion about what students are being asked to do or how to do it.  
Give written instructions which students can access from home, via the journal or Teams/OneNote.
- 3 Linked to classwork**  
NOT USED TO TEACH NEW MATERIAL  
Homework should be explicitly related to classwork and not used to teach new material.  
Students should understand the concepts and possess the skills needed to complete any homework assignment.
- 4 Doable**  
HOMEWORK MUST BE DOABLE  
Students should be able to complete the homework on their own with relative ease.  
Differentiate for varying ability levels - scaffolding, variety, choice in modes of presentation.
- 5 Feedback**  
FORMATIVE FEEDBACK ESSENTIAL  
Written, oral, class discussion.  
Reinforce what has been done well and re-teach concepts & skills that homework has demonstrated students have not mastered.

# STUDENT ROUTINES



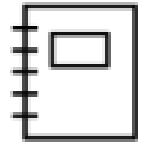
## Line up at the door

- Don't forget our one way system
- Try to keep the passageways clear



## Purposeful iPad Use

- No iPads at break or lunch
- Leave your iPad in your bag unless instructed to use by the teacher




## Careful Copybooks

- Use the copybook checklist
- Be proud of your work - show effort
- Be careful with presentation




## Minimise Distractions

- Bring all required materials to class
- Be on time
- Only go to the bathroom if strictly necessary!



## Homework

- Record homework in your journal
- Check OneNote for instructions
- Be resourceful, try your best



## Behaviour

- Participate in class
- Work hard and persevere
- Listen and show respect
- Never disrupt the learning for others

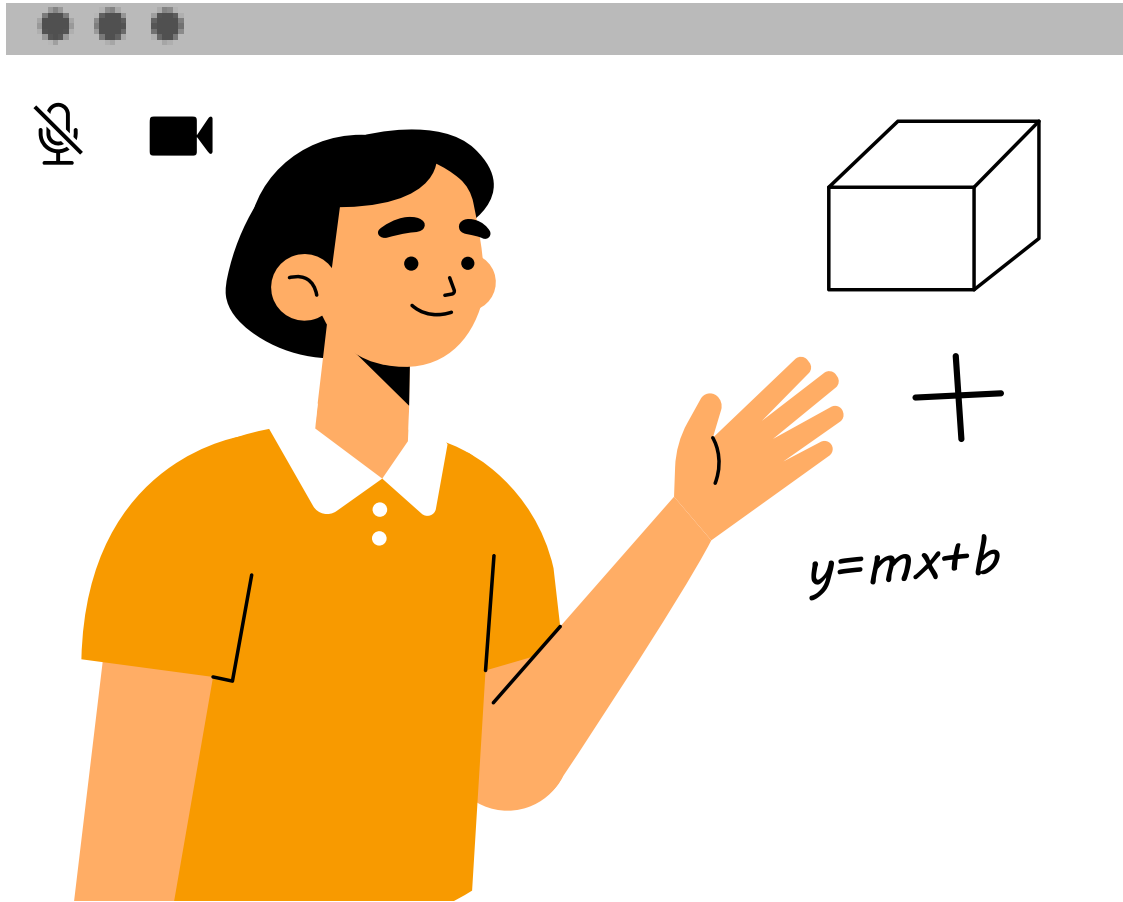


# School Day

- 1 The day starts promptly at 8:30am
- 2 Tutor/Wellbeing time 8:30am-8:45am daily
- 3 The days finishes at 3:30pm Monday and Wednesday & 2:30pm Tuesday, Thursday, Friday
- 4 Morning break at 10:45am for 15 minutes
- 5 Lunch at 1pm for 30 minutes
- 6 Students remain onsite for break and lunch - bring a packed lunch or use the Food Village App
- 7 Classes are mixed ability, lessons 1 hour long
- 8 Extra-curricular at lunchtime and afterschool

	Tutorial Room 14	Tutorial Room 14	Tutorial Room 14	Tutorial Room 14	Tutorial Room 14
9:00	English Room 16 Emily Fitzsimons; Lara Hunt 2Eng-I 08:45 - 09:45	History Room 2 Conor Delaney 2His-I 08:45 - 09:45	English Room 16 Lara Hunt 2Eng-I 08:45 - 09:45	Classics (JC) Room 21 Caolan Hansard 2Cla (JC)-5.3 08:45 - 09:45	German Room 20 Anna Carew 2Ger-6.3 08:45 - 09:45
10:00	Mathematics Room 15 Paul McDonald; Sara Quill 2Mat-I 09:45 - 10:45	Irish Room 18 Rosie Scanlon 2Iri-2.2 09:45 - 10:45	Business Studies Room 6 Justin Carroll 2Bus-3.2 09:45 - 10:45	English Room 16 Emily Fitzsimons; Lara Hunt 2Eng-I 09:45 - 10:45	Mathematics Room 15 Elaine McCann; Paul McDonald 2Mat-I 09:45 - 10:45
11:00	Business Studies Room 6 Justin Carroll 2Bus-3.2 11:00 - 12:00	Ethical Education Room 20 Paul McDonald 2EEEd-4.2 11:00 - 12:00	Science (JC) Room 5 (Science) Clodagh Wheeler 2Sci (JC)-8.2 11:00 - 12:00	Spanish Room 3 Romina Fernández Torinotti; Paola Blanco 2Spa-7.3 11:00 - 12:00	Irish Room 18 Rosie Scanlon 2Iri-2.2 11:00 - 12:00
12:00	Social, Personal, Health Education (JC Short Course)-I Room 12 Niamh Parkes 2SPHE (JC Short Course)-I 12:00 - 13:00	German Room 20 Anna Carew 2Ger-6.3 12:00 - 13:00	Civic, Social, Political Education (JC Short Course)-I Room 2 Conor Delaney 2CSPE (Short Course)-I 12:00 - 13:00	Mathematics Room 15 Sherell Quinn; Paul McDonald 2Mat-I 12:00 - 13:00	History Room 2 Conor Delaney 2His-I 12:00 - 13:00
13:00					
14:00	Spanish Room 3 Romina Fernández Torinotti; Paola Blanco 2Spa-7.3 13:30 - 14:30	Physical Education (JC Short Course) Gym 1 Sara Quill; Paul McDonald 2PE (JC Short Course)-I 13:30 - 14:30	Irish Room 18 Rosie Scanlon 2Iri-2.2 13:30 - 14:30	Science (JC) Room 5 (Science) Clodagh Wheeler 2Sci (JC)-8.2 13:30 - 14:30	Physical Education (JC Short Course) Gym 1 Paul McDonald; Sara Quill 2PE (JC Short Course)-I 13:30 - 14:30
15:00	Digital Media Literacy (JC Short Course)-1.2 Room 15 Catherine Martin 2DML (JC Short Course)-1.2 14:30 - 15:30		Classics (JC) Room 21 Caolan Hansard 2Cla (JC)-5.3 14:30 - 15:30		

# Curriculum First Year 25/26



## Core Subjects

Irish (unless exempt), English, Maths, History, Science  
Spanish or French or German, Ethical Education

## Wellbeing

PE, SPHE, CSPE, Student Enrichment

## Short Course - choose one

Coding, Philosophy, Artistic Performance

## Option subjects - choose two

Art, Music, Geography, Classics, Business

***Students take 8 subjects and 4 short courses***





# Welcome to curriculumonline

Here you will find all curriculum documentation and supporting material for the Irish curriculum for children from the ages 1 – 6 (Aistear), pupils from the ages 5 – 12 (primary), students from the ages 12 -15 (junior cycle) and the ages 16 – 18 (senior cycle).



Click Here for  
more  
information



# Advice

Choose subjects that you like/ have an interest in/ enjoy

Choose subjects that come easy to you

Choose subjects which tie in with any career aspirations you might have at present, bearing in mind that such aspirations may change over time

Read the Subject Choice Guide and explore the links!

# Student Supports

## SEN Provision

- [https://sandymountparketss.ie/wp-content/uploads/2023/11/Sandymount-Park-SEN-Provision-Map-23\\_24.pdf](https://sandymountparketss.ie/wp-content/uploads/2023/11/Sandymount-Park-SEN-Provision-Map-23_24.pdf)
- Support for all, some, few

## Wellbeing Curriculum

- PE - 135 hours, SPHE including guidance related learning and RSE, CSPE
- Student Enrichment - IT skills, anti-bullying, emotional wellbeing, learning to learn

## Pastoral Care Team

- Teacher, Tutor, Progress Leader

## Student Support Team

- Pastoral Care Team, Guidance Counsellor, Deputy Principal, Principal

## Ethos, Culture and Values

- Ethical Education
- Code of Behaviour

# Support for student academic and personal wellbeing

- INDUCTION WEEK
- CLASS TUTOR
- PROGRESS LEADER
- GUIDANCE COUNSELLOR
- CAT4 ASSESSMENTS & ACADEMIC MONITORING AND TRACKING
- REGULAR COMMUNICATION BETWEEN SCHOOL AND HOME
- IN CLASS SUPPORT
- SMALL GROUP SUPPORT FOR SOME
- LINKS WITH OUTSIDE AGENCIES



# Pastoral Care System





# Progress Leader

**Academic engagement and progress**

**Social and emotional development and  
behaviour**

- Visit classes during tutor time
- No iPad? Call or text home
- No journal? Provide a replacement page
- Monitor dress code/spot check iPads/lockers
- Meet with tutors and Student Support Team regularly regarding progress
- Plan and monitor supports for identified students
- Assemblies

# Tutors

**Monday to Friday 8:30am-8:45am**

- Tutorial every morning at 8:30am for 15 minutes - very important start to the day!
- Check in with the students first thing to see are they ready for the day
- Check for iPads and materials
- Monitor dress code
- Monitor attendance
- Relay any messages the students may need to know about
- Themed events
- Once a week sign the journal



# August/September

Induction

Settling in

Getting to know fellow students & staff

Getting to know iPad/OneNote

Bonding trip





# COLLABORATION/PARTNERSHIP




Teachers



Students



Parents



Board of  
Management

# Supporting your child in school



- Check in with your child – ‘What did you learn today?’
- Check the journal – assignments & notes, sign every week
- Check Teams
- Support with tracking deadlines
- iPad charged in the evening & back in the bag ready for the next day
- Locker combination/key
- Copies - Copybook Checklist
- Together read the Code of Positive Behaviour, Homework Code, Acceptable Use Policy - discuss, sign
- We will be in touch if we have a concern

# Code of Behaviour



- We have the highest expectations of student behaviour.
- Kindness, respect, good manners and hard work are fostered and expected.
- Students are expected to make a positive impact on their school and local community.
- We place a strong emphasis on acknowledging and commending positive behaviour, academic effort and participation in all school activities.
- Students are encouraged to take responsibility for their actions and to respond to experiences in a positive fashion.
- Making amends, forgiveness, restorative approach.

# Some important rules

---

Phones must be placed in the locker at the start of the day

iPads are not allowed at break or lunchtime

No hats or coats to be worn in class

Clothing must be appropriate to the school environment

No energy drinks

Respect for self and others at all times



Keep	routine
Keep up	hobbies
Encourage	independence – student raising issues with teacher/tutor directly
Sleep	no phones at night-time
Avoid	large social media groups e.g WhatsApp – trusted friend groups/smaller groups

# Communication Procedures


Child, journal, Teams, classmates

Website [www.sandymountparketss.ie](http://www.sandymountparketss.ie)  
Twitter @Sandym0untPark

Subject concern – email/call teacher

General concern – email/call tutor

More serious concern – email/call Progress  
Leader – will refer on as appropriate



**REMINDER**

## VSWare App

**Attendance**

**Appointments**

**Leaving Early - student to set timer and comes to reception**

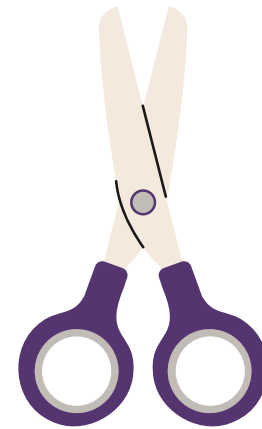
**Illness? Tell teacher and report to school office. Student must not contact parents directly by phone or email**

# Building, facilities



## Building Phase

On site during the build



## Modular accommodation

Accelerated timeline  
Making do!  
Challenges



## March 2028

State of the art building  
Capacity for 1000 students



# SANDYMOUNT PARK ETSS



SEAFORT AVENUE

STRAND ROAD

Proposed School Building

Proposed School in g

Proposed School Building

Shellybanks ETNS

NEWGROVE AVENUE



732833670.81  
 719118510.14  
 N 732833670.81  
 E 719118510.14

GL.3  
 5

Exterior courtyard /  
 Play Area / SHJ  
 GL +3.85  
 Area: 100m²



# Timeline to completion

Accelerated programme

**Phase 1** 19th July 2024 – 6th March 2026

**Phase 2** 9th March 2026 – 21st March 2028

# Interim Accommodation




- Admin Office
- Principal's Office
- DP Office
- GC Office
- Meeting Room
- Staffroom
- Music Room
- PE Room
- Art Room
- 2 Science Rooms + Prep Room
- Special Classroom + Sensory Space
- 3 Resource Rooms
- 18 Classrooms
- Staff Toilets + Showers
- Student Toilets
- Ballcourt + Seating Areas





# For more information

We will make every effort to keep the school community informed with regular updates on our website:

[www.sandymountparketss.ie](http://www.sandymountparketss.ie).

 01-9106230

 [www.sandymountparketss.ie](http://www.sandymountparketss.ie)

 [office@sandymountparketss.ie](mailto:office@sandymountparketss.ie)

 Beach Road, Sandymount, D04 Y1F6

